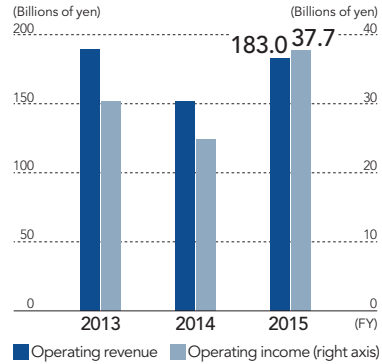


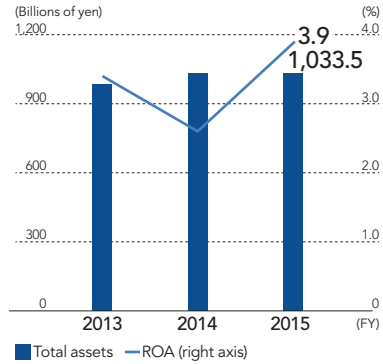
# Financial Highlights

- About NTT Urban Development 02
- Message from the President 07
- Special Feature NTT Urban Development's Brand Strategy 13
- Financial Highlights 21**
- NTT Urban Development's Business 22
- Corporate Governance 31
- Directors and Corporate Auditors 34
- Messages from Independent Directors 35
- CSR Management 37
- Data Summary 39
- Corporate Information 42

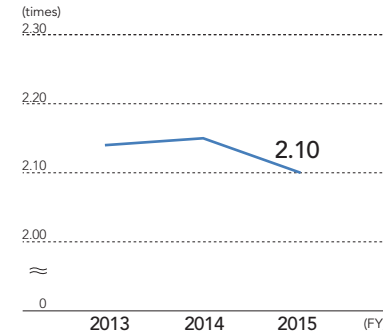
Operating revenue / Operating income



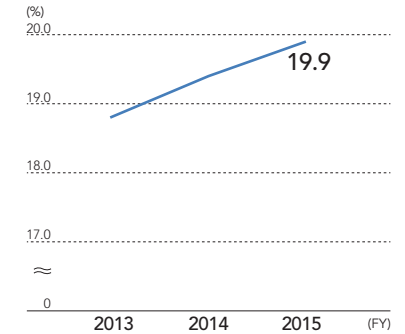
Total assets / ROA



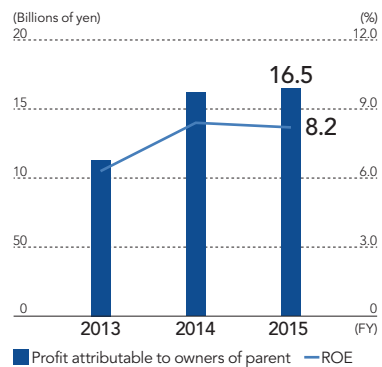
Net D/E ratio



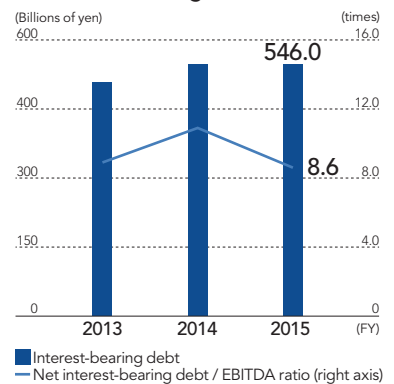
Equity ratio



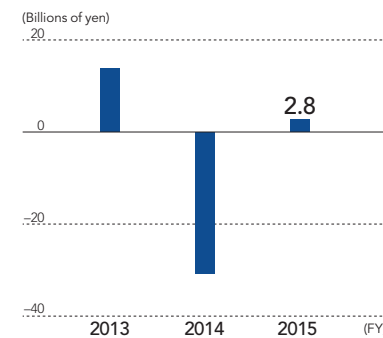
Profit attributable to owners of parent / ROE



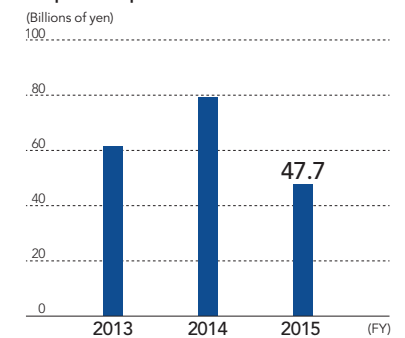
Interest-bearing debt / Net interest-bearing debt / EBITDA ratio



Free cash flow



Capital expenditure



(Notes) ROA = (Operating income + Equity in earnings of affiliates + Gain on amortization of negative goodwill) / Average total assets  
 ROE = Profit attributable to owners of parent / Average shareholders' equity  
 Net interest-bearing debt = Interest-bearing debt - Cash and cash equivalents - Time deposits held for 3 months or longer  
 EBITDA = Operating income + Depreciation and amortization  
 Net D/E ratio = Net interest-bearing debt / Net assets  
 Shareholders' equity = Net assets - Stock acquisition rights - Minority interests in consolidated subsidiaries  
 Equity ratio = Shareholders' equity / Total assets at the end of current period × 100  
 Free cash flow = Net cash provided by (used in) operating activities + Net cash provided by (used in) investing activities