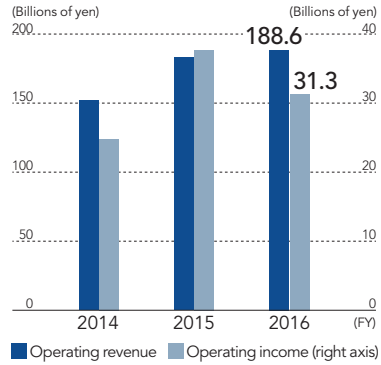


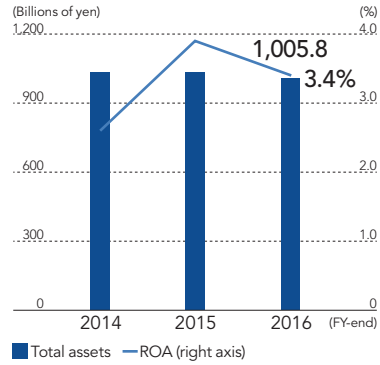
Consolidated Financial Highlights

- About NTT Urban Development 01
- Message from the President 03
- Special Feature Historical and Cultural Preservation and Harmonious Relationships 07
- Consolidated Financial Highlights 11
- At a Glance 12
- NTT Urban Development's Business 13
- Corporate Governance 21
- Corporate Officers 23
- Messages from Independent Officers 24
- CSR Management 25
- Data Summary 27
- Corporate Information 30

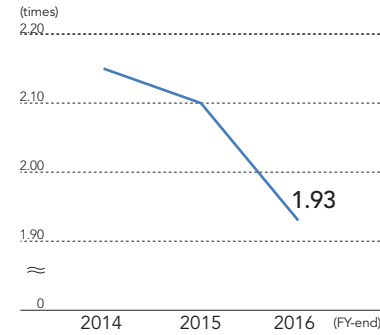
Operating revenue / Operating income



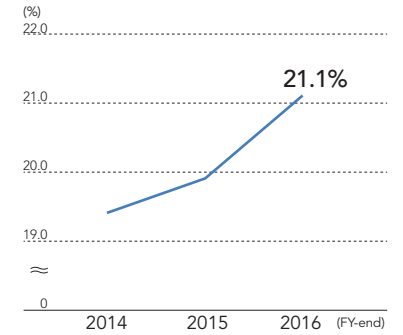
Total assets / ROA



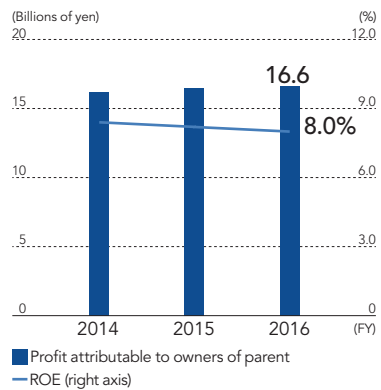
Net D/E ratio



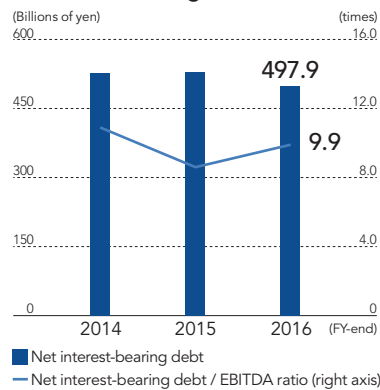
Equity ratio



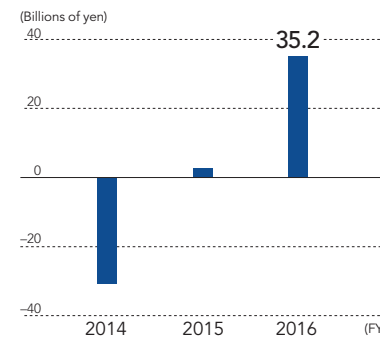
Profit attributable to owners of parent / ROE



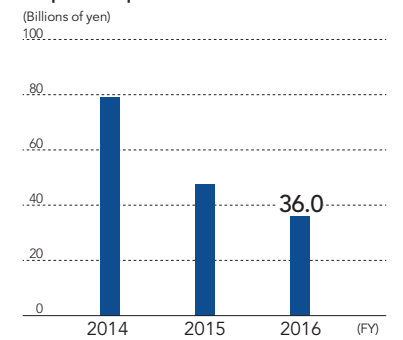
Net interest-bearing debt / Net interest-bearing debt / EBITDA ratio



Free cash flow



Capital expenditure



(Notes) ROA = (Operating income + Equity in earnings of affiliates + Gain on amortization of negative goodwill) / Average total assets at the beginning and end of the period x 100
 Net D/E ratio = Net interest-bearing debt / Net assets
 Shareholders' equity = Net assets - Stock acquisition rights - Non-controlling interests in consolidated subsidiaries
 Equity ratio = Shareholders' equity / Total assets at the end of current period x 100
 ROE = Profit attributable to owners of parent / Average shareholders' equity at the beginning and end of the period x 100
 Net interest-bearing debt = Interest-bearing debt - (Cash and deposits + Short-term investments of less than three months included in other current assets)
 EBITDA = Operating income + Depreciation and amortization
 Free cash flow = Net cash provided by (used in) operating activities + Net cash provided by (used in) investing activities